

Ampco Pumps
Company



DISTRIBUTED BY
HARCO
ENTERPRISES LTD.
1-800-361-5361

CB+ Craft Brew Pump



*Low cost • 316L Stainless steel construction
Stainless steel adapters are standard • One week delivery*




Ampco introduces the newest addition to the AC Series of pumps,

THE CB+ FOR CRAFT BREWING APPLICATIONS

Ampco's CB+ pump was designed specifically for the craft brewing industry and the aficionados who are passionate about creating their signature brews, not dealing with leaking pumps.



Ale Asylum Madison, WI



DISTRIBUTED BY

HARCO

ENTERPRISES LTD.

1-800-361-5361

Ampco's new CB+ features a sanitary internal seal design that will keep seal faces cooler and minimize product buildup.

Dry running external mechanical seals on standard "C Series" style pumps is unavoidable when pumping wort at temperatures near boiling. Flashing will occur between seal faces causing premature seal wear and allow solids to build up between the faces resulting in leaking. The CB+ design minimizes these problems in several ways:

- The internal seal is submersed in the product to promote cooling.
- Pressure within the pump will create higher closing force on the balanced seal faces to minimize product buildup.
- The internal spring will help agitate the wort solids keeping them from pooling at the seal faces.

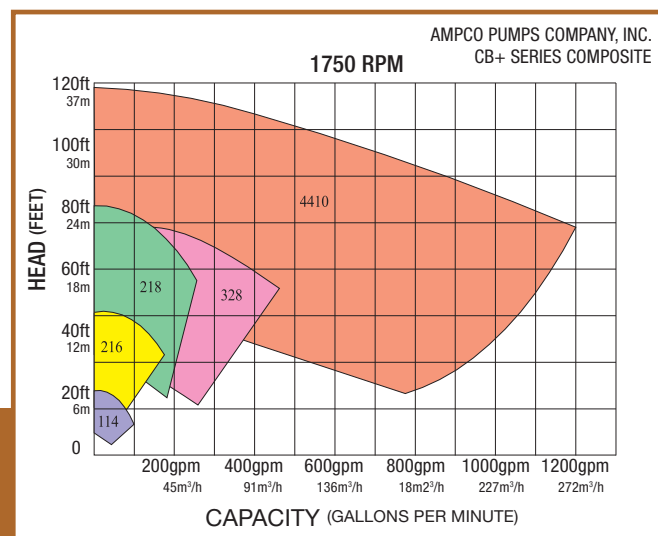
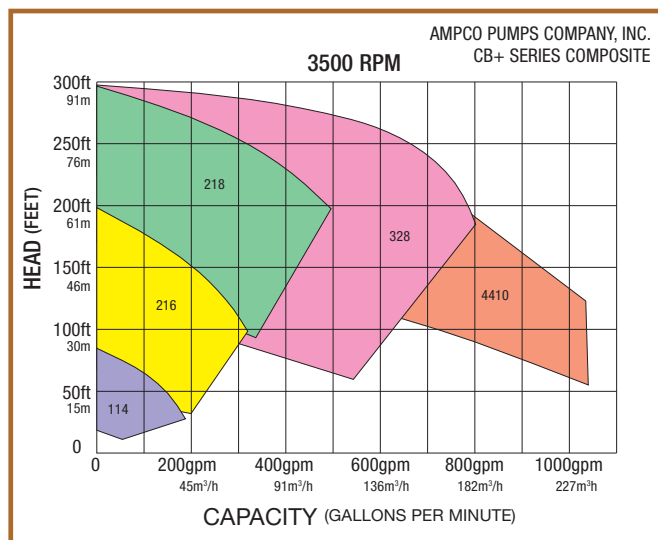
New CB+ pumps are hydraulically and dimensionally interchangeable with existing C Series pumps. There is no need to change piping or purchase a pump that costs twice as much.

Ampco offers two CB+ conversion kits, allowing existing C Series and AC+ pumps to be converted to CB+ pumps.

- **CB+1:** Convert an Ampco AC+ pump to a CB+ simply by replacing the seal and backplate (CB+1 conversion kit).
- **CB+2:** Convert Ampco AC and competing C Series pumps with the CB+2 conversion kit. (includes backplate, seal, stub shaft, collar, o-ring, and impeller nut).

Models	Inlet	Outlet	Maximum Impeller
CB+ 114	1.5" - DIN 40	1.5" - DIN 40	4" - 102mm
CB+ 214	2.0" - DIN 50	1.5" - DIN 40	4" - 102mm
CB+ 216	2.0" - DIN 50	1.5" - DIN 40	6" - 152mm
CB+ 316	2.5" - DIN 65	1.5" - DIN 40	6" - 152mm
CB+ 218	2.0" - DIN 50	1.5" - DIN 40	8" - 203mm
CB+ 318	3.0" - DIN 80	1.5" - DIN 40	8" - 203mm
CB+ 328	3.0" - DIN 80	2.0" - DIN 50	8" - 203mm
CB+ 428	4.0" - DIN 100	2.0" - DIN 50	8" - 203mm
CB+ 4410	4.0" - DIN 100	4.0" - DIN 100	10" - 254mm
CB+ 6410	6.0" - DIN 150	4.0" - DIN 100	10" - 254mm

Construction Materials: All models are made of 316L stainless steel



DISTRIBUTED BY

HARCO
ENTERPRISES LTD.
1-800-361-5361



Please visit www.ampcopumps.com for further information.

Ampco Pumps Company
2045 W. Mill Road
Glendale, WI 53209 / USA
Tel: 414.643.1852
Fax: 414.643.4452
info@ampcopumps.com



Ampco Pumps GmbH
Am Gäxwald 6
76863 Herxheim Germany
Phone: +49 7276 5058515
info@ampcopumps.de