



DISTRIBUTED BY



ENTERPRISES LTD.

1-800-361-5361

# Alfa Laval LKC UltraPure

## Control/Check valves

### Introduction

The Alfa Laval LKC UltraPure Non-return Valve is a hygienic one-way check valve for use in various processes throughout the high-purity industry to prevent reverse flow. It is easy to install, ensuring safety and high product quality.

### Application

The LKC UltraPure Non-return Valve is designed for single directional product flow, meeting the demands of high-purity applications across the biotechnology, pharmaceutical and personal care industries.

### Benefits

- Highly reliable, self-acting valve
- Easy to install
- Protects process equipment
- Prevents reverse flow
- Full transparency and traceability of the entire supply chain due to the Alfa Laval Q-doc documentation package

### Standard design


The Alfa Laval LKC UltraPure Non-return Valve consists of a valve body in two parts, valve plug and spring, assembled by means of a clamp ring and hygienically sealed with a special seal ring. A guide disc with four legs ensure alignment of the spring-loaded valve plug with an o-ring seal. The valve is available with weld and clamp ends for ISO and DIN tubing connections.

### Working principle

The Alfa Laval LKC UltraPure Non-return Valve opens and closes depending on the pressure. The spring acts on the valve plug and keeps the valve closed until the force from the pressure in the inlet exceeds the force of the spring. If a reverse flow should occur, the spring force and the pressure from the outlet will keep the valve closed. Required differential pressure for opening the valve when fitted in a vertical pipe is approximately 0.87 PSI (0.06 bar).



### Certificates

 Authorized to carry the 3A symbol



## TECHNICAL DATA

Max. product pressure: 145 PSI (10 bar)



Required differential pressure for opening the valve when fitted in a vertical pipe, is approx. 0.87 PSI (0.06 bar).

### Surface specification (Product wetted steel parts)

Internal:	Ra < 32 µin
ASME BPE designation:	SF3
External:	Ra < 32 µin
Internal:	Ra < 20 µin
ASME BPE designation:	SF1
External:	Ra < 32 µin

### ATEX

Classification: II 2 G D<sup>1</sup>

<sup>1</sup> This equipment is outside the scope of the directive 2014/34/EU and must not carry a separate CE marking according to the directive as the equipment has no own ignition source

## PHYSICAL DATA

Product wetted steel part:	1.4404 (316L) Acc. to EN 10088 or equal (AISI 316L)
Other steel parts:	1.4301 (304) Acc. to AISI 304
Spring:	Electropolished

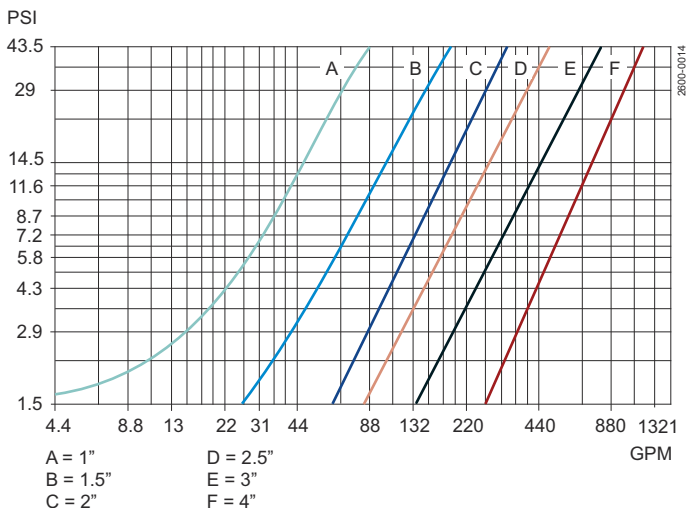
### Elastomers

Product wetted elastomer:	EPDM Acc. to FDA and USP Class VI Temperature: 14°F - 284°F
Product wetted elastomer:	FPM Acc. to FDA Temperature: 14°F - 356°F

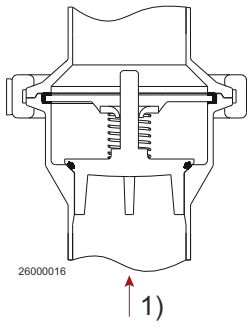
### Connections

Weld ends:	Matching tubes and fittings: ISO 2037 / Series A/DIN Acc. to ISO or DIN
Clamp ends:	Matching tubes and fittings: ISO 2037 / Series A/DIN Acc. to ISO or DIN

## Pressure drop/capacity diagrams



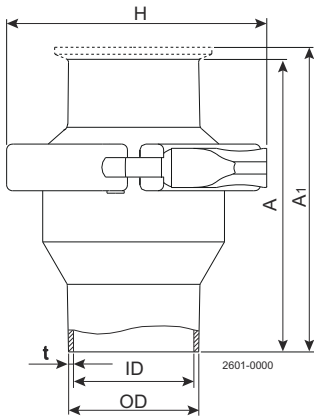
**Note!** For the diagram the following applies:  
Medium: Water (68°F).  
Measurement: In accordance with VDI 2173.



**Figure 1. 1 = Flow direction.**

Shows the optimal built-in situation to make sure the valve is drainable. The four guide legs of the valve cone ensure good alignment.90° rotation.

**Dimensions (inch)**



Size	ISO						DIN						
	25	38	51	63.5	76.1	101.6	25	32	40	50	65	80	100
A	2.46	2.95	3.44	3.74	4.53	6.10	2.46	2.95	2.95	3.44	3.74	4.53	6.10
A <sub>1</sub>	4.15	4.65	5.14	5.43	6.22	7.80	4.15	4.65	4.65	5.14	5.94	6.73	8.31
OD	1.00	1.51	2.02	2.52	3.01	4.02	1.18	1.42	1.65	2.13	2.76	3.35	4.09
ID	0.89	1.40	1.91	2.38	2.83	3.84	1.02	1.26	1.50	1.97	2.60	3.19	3.94
t	1.45	1.45	1.45	1.7	2.2	2.2	2.0	2.0	2.0	2.0	2.0	2.0	2.0
H	3.05	3.56	4.08	5.11	5.67	6.46	3.05	3.56	3.56	4.08	5.22	5.67	6.46
<b>Weight (lb):</b>													
Welding ends	1.5	2.2	2.9	4.6	6.4	9.5	1.5	2.2	2.2	2.9	4.6	6.4	9.5
Clamp ends	2.0	2.4	3.1	5.5	7.5	10.4	2.0	2.4	2.4	3.1	5.5	7.5	10.4

This document and its contents are subject to copyrights and other intellectual property rights owned by Alfa Laval Corporate AB. No part of this document may be copied, re-produced or transmitted in any form or by any means, or for any purpose, without Alfa Laval Corporate AB's prior express written permission. Information and services provided in this document are made as a benefit and service to the user, and no representations or warranties are made about the accuracy or suitability of this information and these services for any purpose. All rights are reserved.

200002789-1-EN-US

© Alfa Laval Corporate AB

**How to contact Alfa Laval**

Up-to-date Alfa Laval contact details for all countries are always available on our website at [www.alfalaval.com](http://www.alfalaval.com)

DISTRIBUTED BY  
**HARCO**  
**ENTERPRISES LTD.**  
1-800-361-5361

