



DISTRIBUTED BY
HARCO
ENTERPRISES LTD.
1-800-361-5361

H SERIES PUMPS

High-Capacity, High-Efficiency



H SERIES – HIGH-CAPACITY CENTRIFUGAL PUMP

Performance, Exceptional Efficiency and Parts Flexibility

Experience the power and precision of the Ampco H Series sanitary centrifugal pump. Engineered for optimal hydraulic performance, these pumps offer a wide range of flow rates and head pressures to meet the diverse demands of your process.


The H Series utilizes a standard interchangeable one size seal design for all low-volume, standard and high-volume models, saving cost and adding flexibility of on-hand spares.

FEATURES:

- Low NPSH Application Requirements
- One Size Seal Design for all Models
- Low-Volume, Standard and High-Volume Models
- Ease of Assembly and Maintenance
- 316L Stainless Steel Construction
- Balanced Impellers
- Multiple Fitting Options
- Close-Coupled on JM Frame Motors
- CIP-able
- High Efficiency

OVERVIEW:

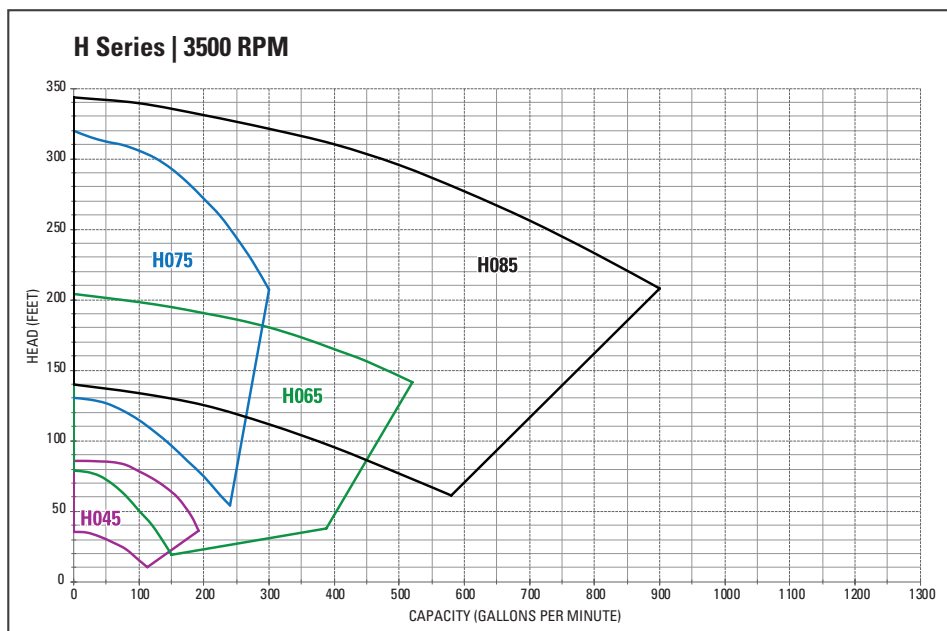
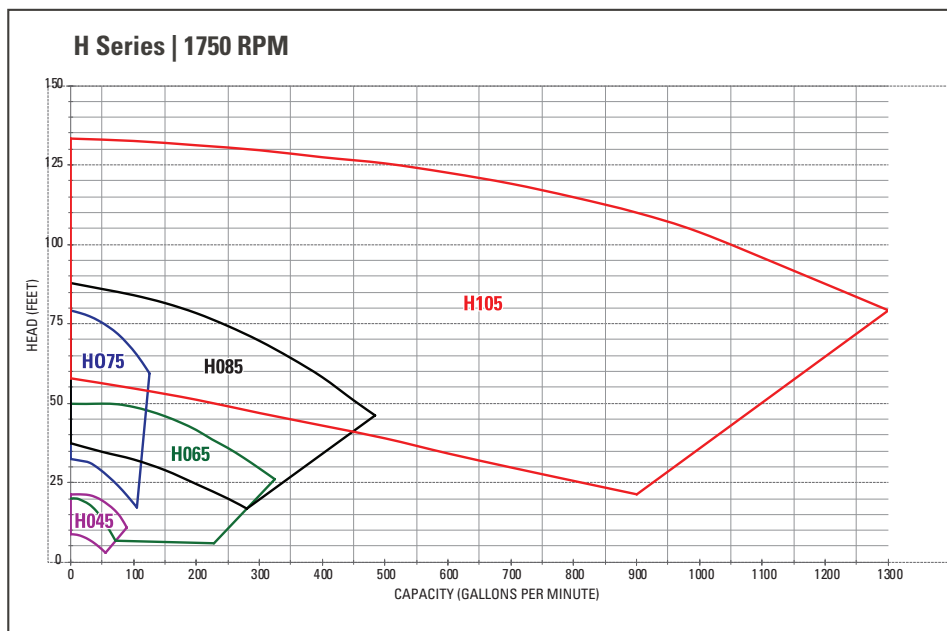
- **Models:** 8
- **Max Flow Rate:** 1300 GPM / 295 m³/hr
- **Max Viscosity:** 500 cP
- **Max Discharge Pressure:** 340' / 147 PSI / 10 BAR
- **Available Seal Options:** 3 Options
- **Temp Rating:** Up to 400°F / 203°C



AMPCO MODEL	INLET		OUTLET		MAX. IMPELLER SIZE		MAX. CAPACITY				MAX. HEAD				
							1750 RPM		3500 RPM		1750 RPM		3500 RPM		
	in	mm	in	mm	in	mm	gpm	m³/hr	gpm	m³/hr	ft	m	ft	m	
H045	1.5	38	1.5	38	4.5	114	90	20	150	34	22	7	90	27	
	2	51	1.5	38			90	20	180	41	22	7	90	27	
H065LV	1.5	38	1.5	38	6.5	165	100	22	125	28	44	13	180	55	
	2	51	1.5	38			80	18	190	43					
	2.5	64	1.5	38			100	22	190	43					
H065	2.5	64	2	51	6.5	165	245	56	400	91	47	14	190	58	
H065HV	3	76	2	51	6.5	165	325	74	500	114	50	15	200	61	
H075	3	76	1.5	38	8.7	221	125	28	300	68	80	24	320	98	
H085LV	2	51	1.5	38	8.7	221	70	16	130	30	81	25	330	101	
H085	3	76	2.5	64	8.7	221	480	109	650	148	85	26	342	104	
	4	102	2.5	64			480	109	840	191					
H105	4	102	4	102	10.5	267	1100	250	N/A		130	40	N/A		
	6	152	4	102			1300	295	N/A		130	40	N/A		

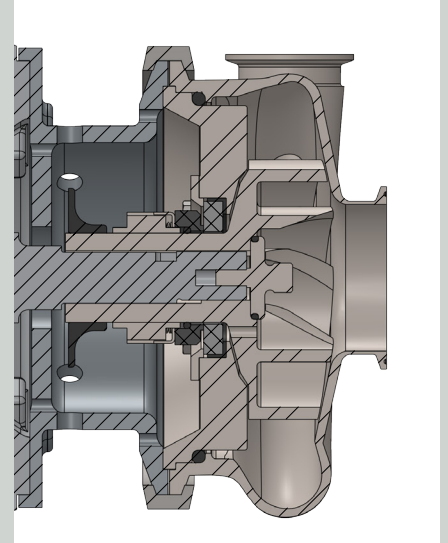
100% hydraulically and dimensionally, part-for-part interchangeable, with competing 200 Series pumps. Replacing is drop in and go.

PERFORMANCE CURVES:

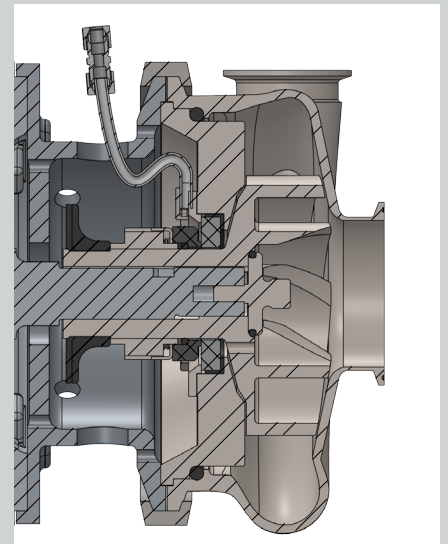


AVAILABLE SEAL OPTIONS:

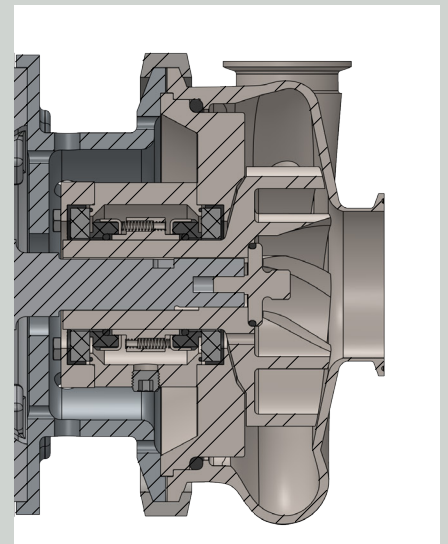
Single Mechanical (Type 1)



Single Mechanical with Water Cascade



Double Mechanical (Type 4)





COMMON APPLICATIONS

Bakery and Confectionery

Batters
Fats & Oils
Flavorings
Sweeteners
Yeast Slurry
Syrups

Beverage

Juices
Concentrates
Beer
Wine
Spirits

Dairy

Whey
Cream, Milk
Sweetened Condensed
RO/UF Systems

Chemical/Industrial

Detergents
Dyes
Soap Liquors & Solutions
Ammonium Nitrate
Propyl Alcohol
Potassium Chloride
Sodium Acetate

Pharmaceutical/Cosmetics

Emulsions
Extracts
Slurries
Syrups
High Purity Water
WFI (Water for Injection)
Dyes, Alcohols
Essential Oils

DISTRIBUTED BY

HARCO
ENTERPRISES LTD.
1-800-361-5361

Ampco Pumps
Company

2045 W. Mill Road
Glendale, WI 53209
Phone: 800.737.8671
www.ampcopumps.com

Gewerbepark West II 7
76863 Herxheim Germany
Phone: +49 7276 5058515
info@ampcopumps.de

Ampco Pumps
GmbH